


Project	
Item	
Quantity	
Date	

Model

Unox Casa Model 1 Black Edition

Combi oven	Electric
4 + 4 trays GN 1/1	Hinge on the right side
9.5" Touch control panel	



Description

SuperOven Model 1 is a dual-chamber, high-performance oven. It offers the power and versatility of two professional ovens in one sleek column.

The oven excels in delivering exceptional cooking performance, offering a diverse array of cooking methods, including grilling, frying, smoking, dehydrating, steaming, and sous vide. Notably, the inclusion of humidity sensors enhances cooking efficiency, resulting in consistent and rapid cooking processes, up to three times faster than conventional ovens. The digital interface is user-friendly, granting access to a vast library of over 400 automatic cooking programmes that adapt settings based on food quantity, ensuring precision in cooking. The integrated ventilation system features a professional-grade active carbon filter, effectively eliminating odours and vapours. Additionally, the oven incorporates a self-cleaning function that simplifies maintenance, utilising a water-based solution infused with Unox's proprietary eco-friendly detergent. For added convenience, Model 1 includes a sliding accessory drawer that neatly stores professional trays, detergent, and a smoker, enhancing the overall cooking experience.

Unox Intelligent Performance

- **SENSE.Klean:** estimates the degree of dirt of the oven and suggests the most suitable automatic washing
- **ADAPTIVE.Cooking™:** automatically adjusts the cooking parameters according to the food load to ensure repeatable results
- **CLIMALUX™:** continuous measurement and regulation of the real humidity present in the cooking chamber
- **SMART.Preheating:** automatically sets the temperature and duration of the preheating according to the previous modes of use

Unox Intensive Cooking

- **DRY.Maxi™:** quickly removes moisture from the cooking chamber
- **STEAM.Maxi™:** produces saturated steam
- **AIR.Maxi™:** multi-fan system with reversing
- **PRESSURE.Steam:** increases the steam saturation and temperature

Automatic and advanced cooking features

- **AUTO.COOK function:** automatic pre-set functions
- **MULTI.TIME function:** manages up to 10 cooking processes at the same time
- **SET function:** definition of cooking parameters: time/core probe, temperature (30-260°C), humidity/extraction, fan speed/pulsed fans
- **My Programs function:** library where you can save manually set cooking programs and add recipes from the web-based Cook Like A Chef catalogue.

XAVH-5511-EPLM-BL

Key features

- **ROTOR.Klean™**: automatic washing system
- Cooking chamber in high-resistance AISI 304 stainless steel with rounded edges
- Triple glass
- Cooking chamber lighting through LED lights embedded in the door
- Tray supports with anti-tip system
- Tray supports with anti-tip system
- 4-speed fan system and high-performance heating elements
- Integrated DET&Rinse™ detergent container
- Integrated Wi-Fi
- **Wi-Fi data**: download programs
- **Web services**: Cook like a Chef

Included accessories

- **Ventless hood with activated carbon filter**: steam condensing hood with activated carbon filter
- **HYPER.Smoker**: smoker box for wood chips and sawdust to smoke inside the cooking chamber without extra electrical supply
- **Cooking Essentials**: Unox Casa trays.
BLACK.FRY - GRP818;
EGGS 6 - TG932;
GRILL - TG882;
FAKIRO.GRILL - TG872;
BLACK.40 - TG902;
FORO.BLACK - TG892;
STEEL.GRID - GPR807

XAVH-5511-EPLM-BL

**Option 1**

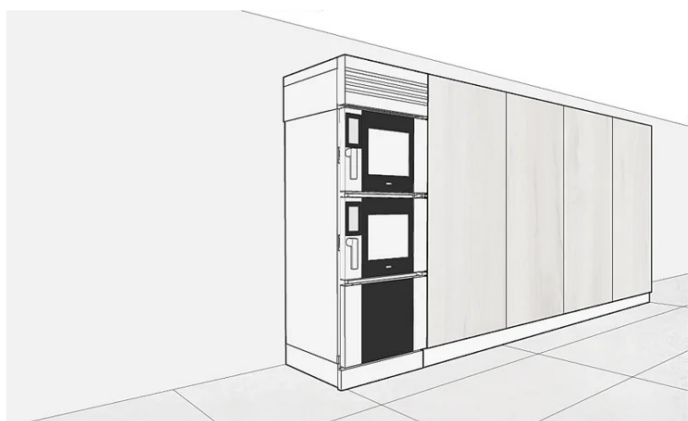
Flush installation with XUC502 steel frame

Pag. 4 - 6

**Option 2**

Non-flush installation with XUC501 steel frame

Pag. 7 - 9

**Option 3**

Freestanding installation with XUC511 kit

Pag. 10 - 11

Option 1 - Flush installation with XUC502 steel frame**Information**

The XUC502 frame is attached directly to the oven, and subsequently, the oven and frame are inserted into the kitchen cabinet.

Prepare a circuit breaker in the electrical panel to be able to disconnect the power in case of need.

Arrange the water tap in an accessible location to be able to shut off the flow in case of need.

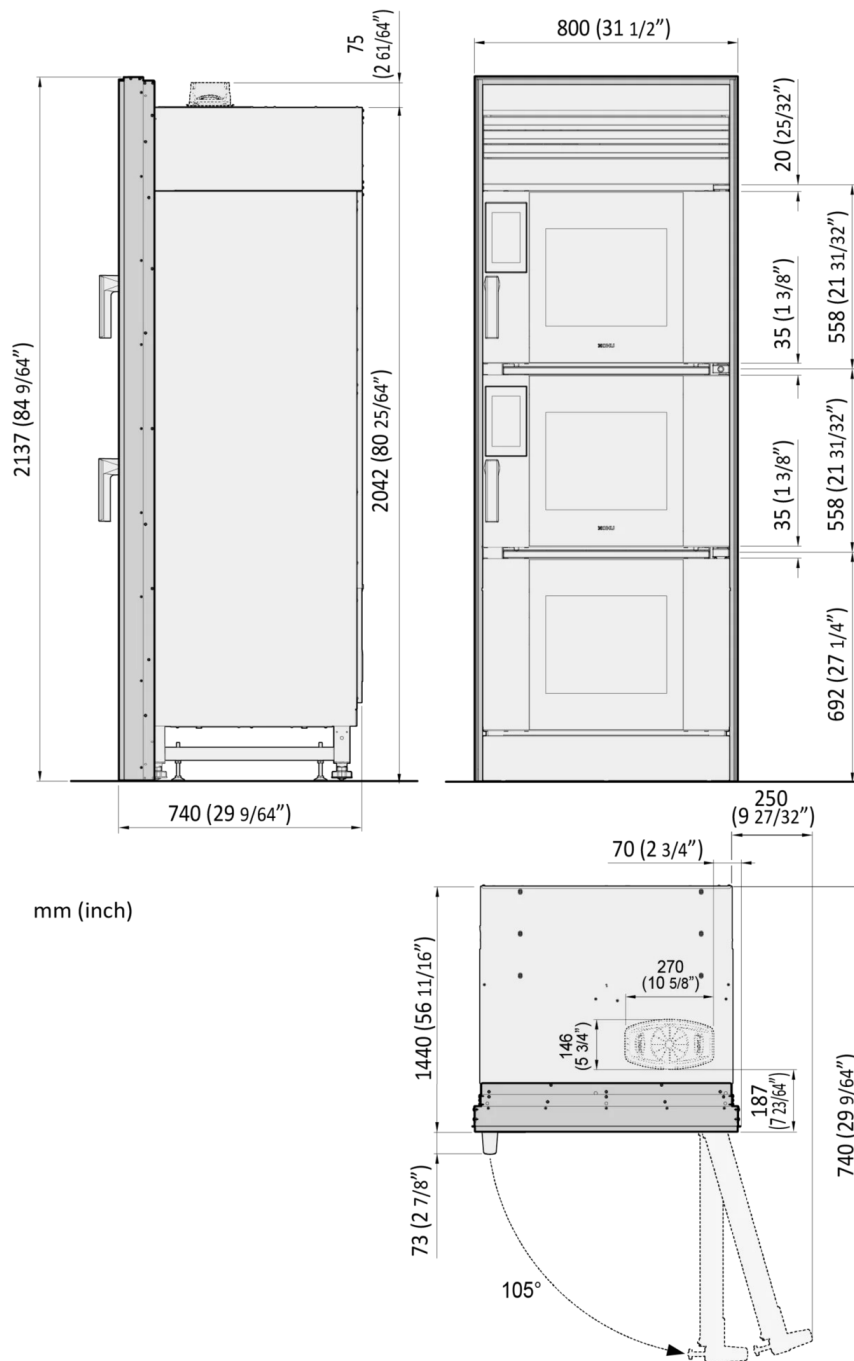
The equipment leaves the factory with the hood in the filtering version. If necessary during the installation phase it will be possible to convert the hood from filtering to extraction. See chimney dimensions on the next pages.

For further information, we invite you to consult the installation manual available on the Unox Casa website at the link below.

> [Installation manual](#)

Option 1 - Flush installation with XUC502 steel frame

Oven dimensions with applied frame



Dimensions and weight

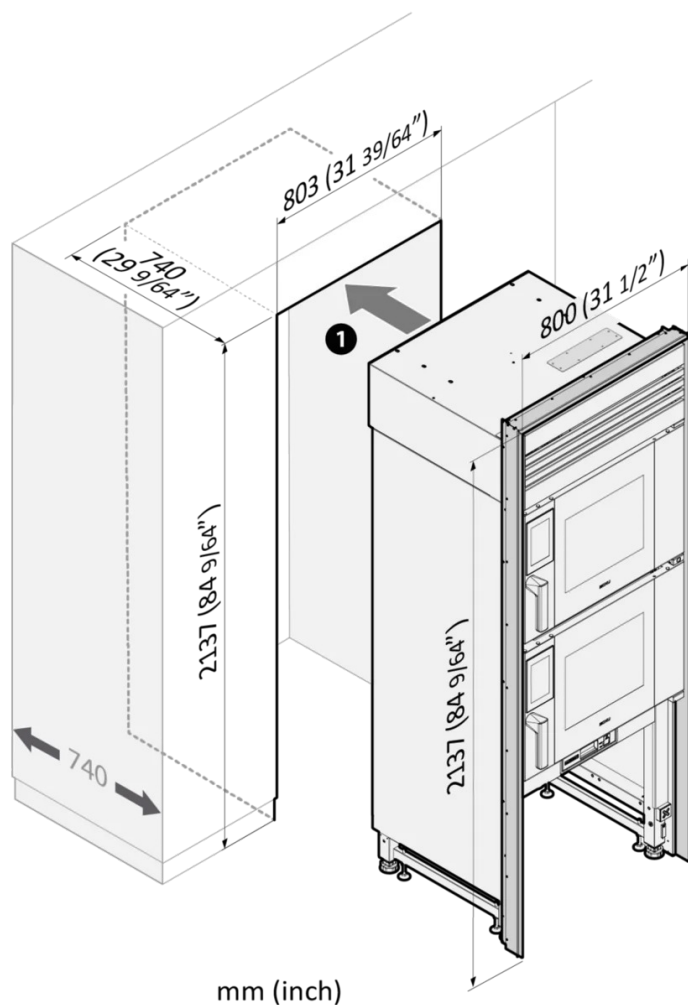
Width	31 - "1/2"	800 mm
Depth	29 - "9/64"	740
Height	84 - "9/64"	2137 mm
Net weight	507 lbs	230 kg
Tray pitch	3 - "5/32"	80 mm

Notes

To fully open the door (105°), necessary to insert/extract the trays, leave a space of 250 mm (9" 53/64 inch) starting from the side of the oven.

Option 1 - Flush installation with XUC502 steel frame

Built-in cabinet features



Notes

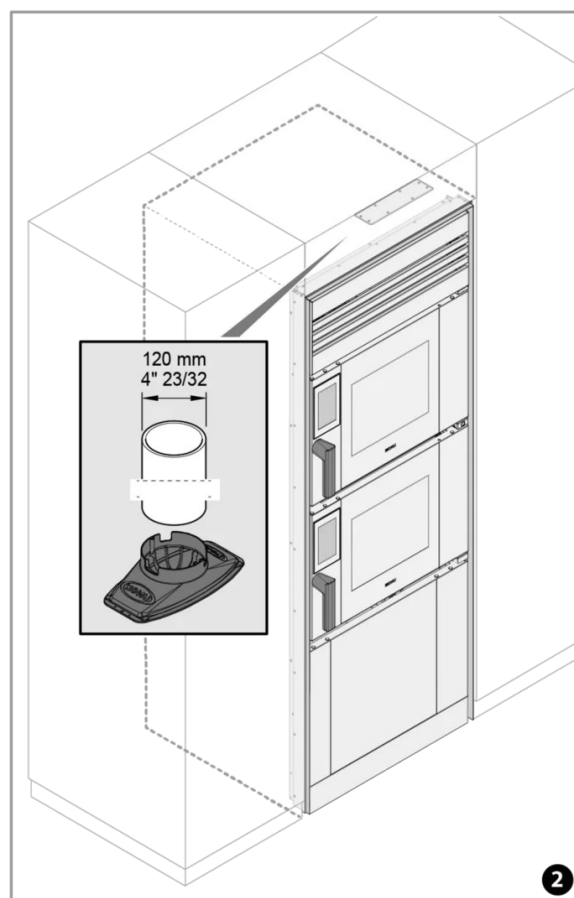
The following dimensions must be must be considered to fit the oven inside the cabinet.

Width + 1/8 inch | + 3 mm

Depth + 0 inch | + 0 mm

Height + 0 inch | + 0 mm

Thanks to the feet, it will be possible to adjust the final height of the oven. Once the oven is inserted into the cabinet, it should be leveled using the adjustable feet.



Option 2 - Non-flush installation with XUC501 steel frame**Information**

The XUC501 frame is fixed to the kitchen cabinet and then the oven is inserted inside the cabinet.

Prepare a circuit breaker in the electrical panel to be able to disconnect the power in case of need.

Arrange the water tap in an accessible location to be able to shut off the flow in case of need.

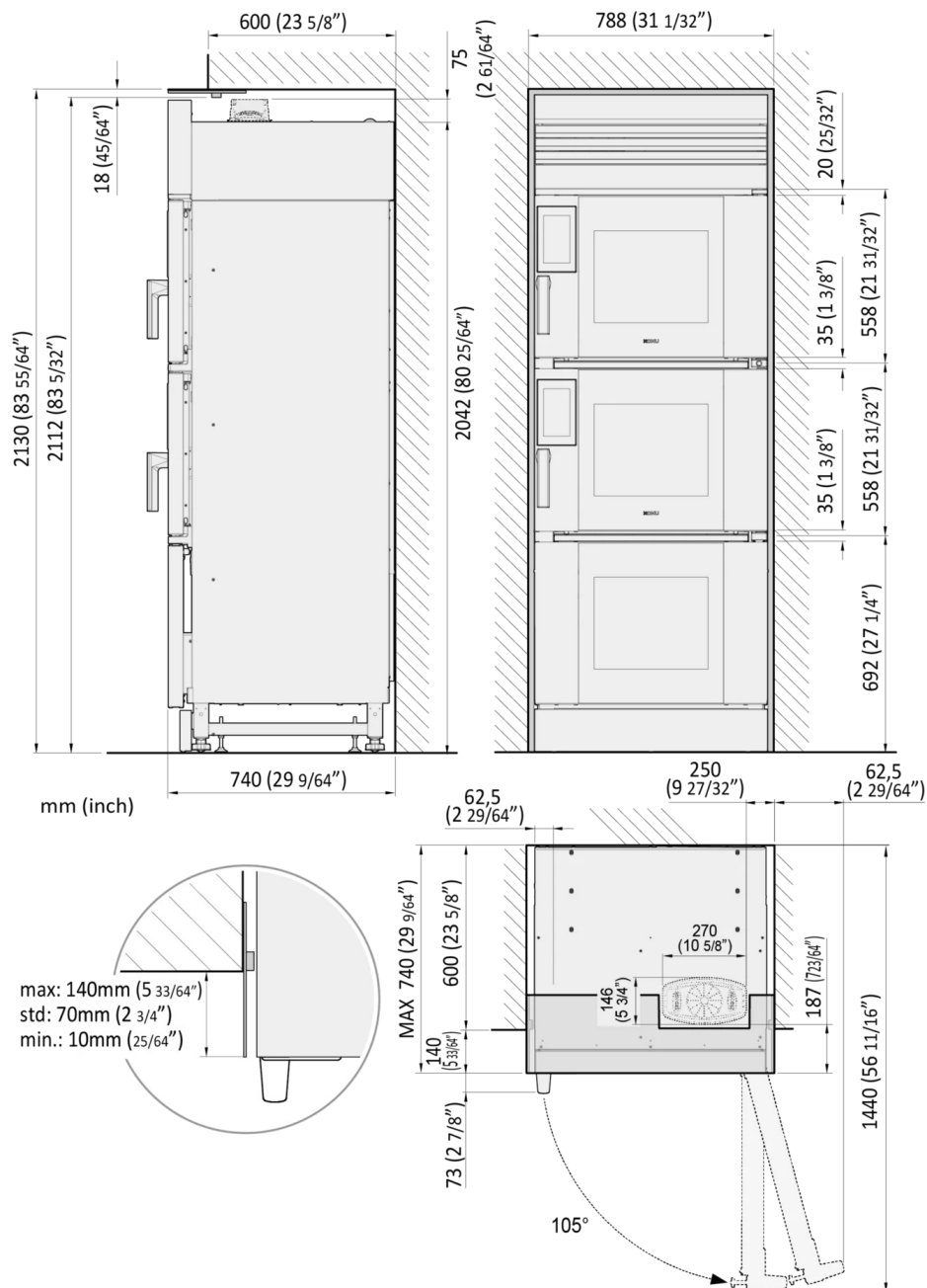
The equipment leaves the factory with the hood in the filtering version. If necessary during the installation phase it will be possible to convert the hood from filtering to extraction. See chimney dimensions on the next pages.

For further information, we invite you to consult the installation manual available on the Unox Casa website at the link below.

> [Installation manual](#)

Option 2 - Non-flush installation with XUC501 steel frame

Oven dimensions with applied frame



Dimensions and weight

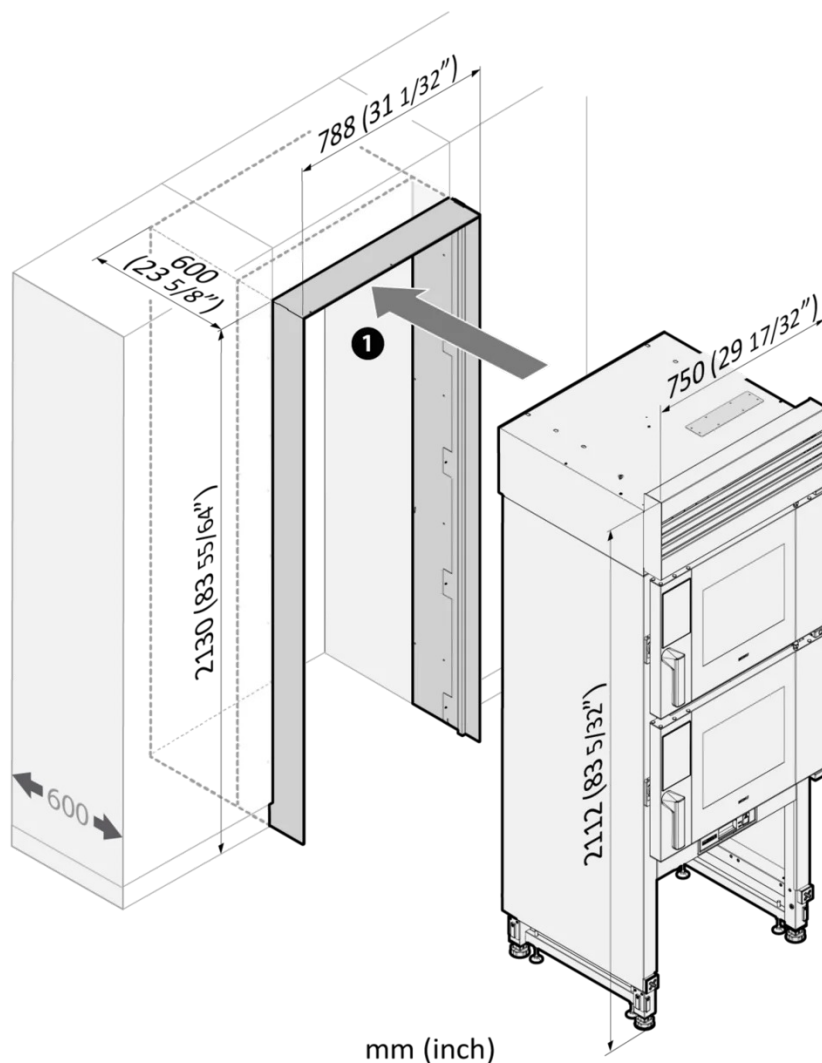
Width	31 - "1/32"	788 mm
Depth	29 - "9/64"	740 mm
Height	83 - "55/64"	2130 mm
Net weight	507 lbs	230 kg
Tray pitch	3 - "5/32"	80 mm

Notes

To fully open the door (105°), necessary to insert/extract the trays, leave a space of 250 mm (9" 53/64 inch) starting from the side of the oven.

Option 2 - Non-flush installation with XUC501 steel frame

Built-in cabinet features

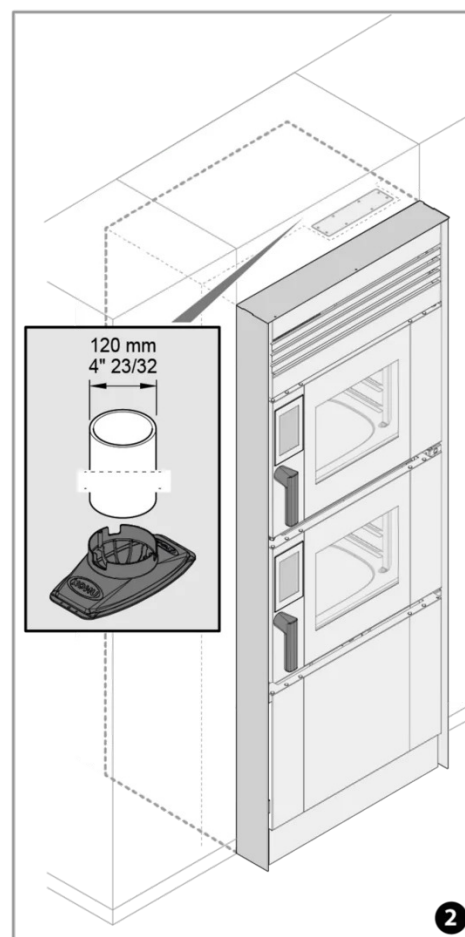


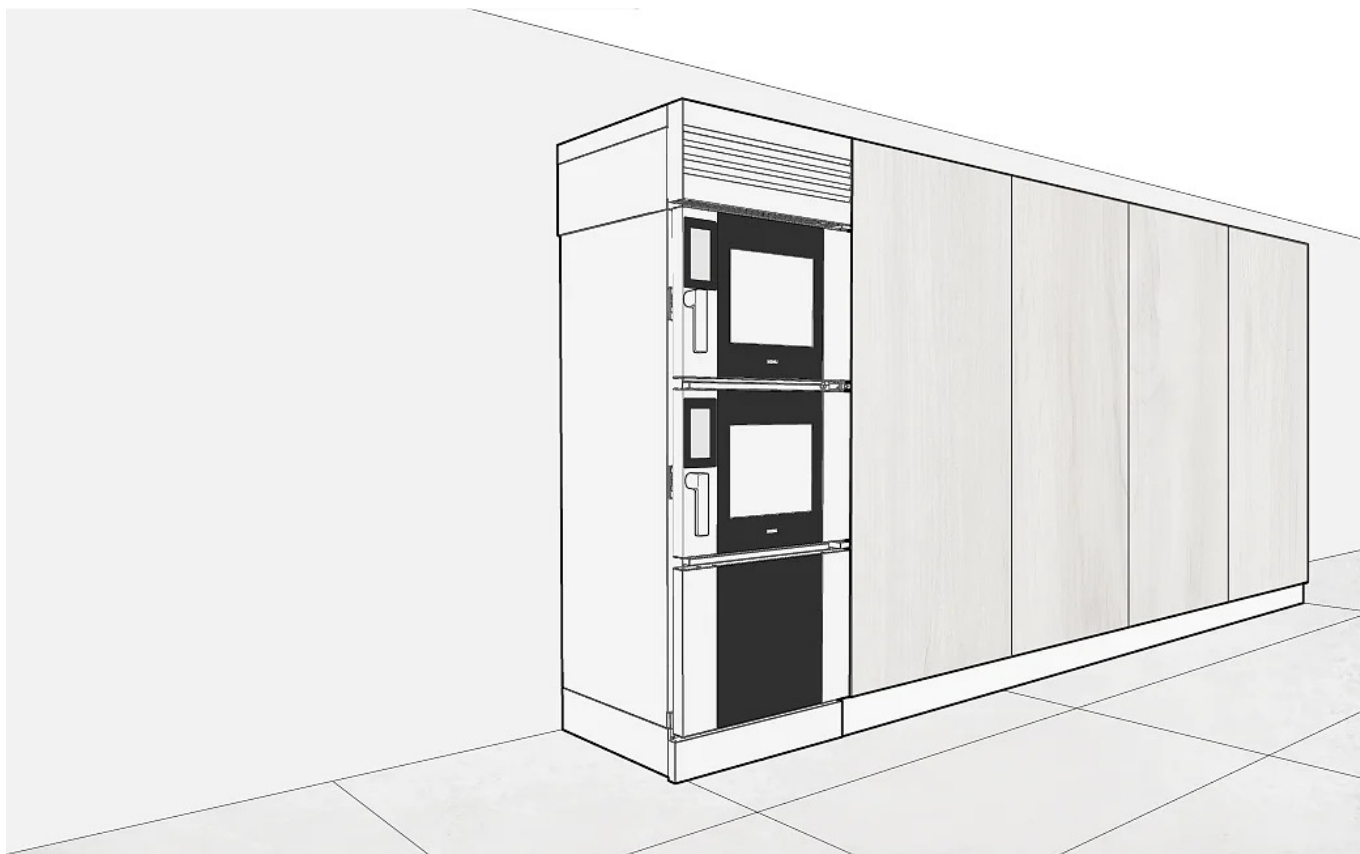
Notes

The niche must have a width of 31 1/32" inch to ensure the correct fastening of the frame to the kitchen cabinet.

The oven will be inserted into the designated niche.

Thanks to the feet it will be possible to adjust the leveling and the final height of the oven. The frame can be installed a maximum of 140 mm | 5 - "33/64" inch from the edge of the kitchen cabinet.

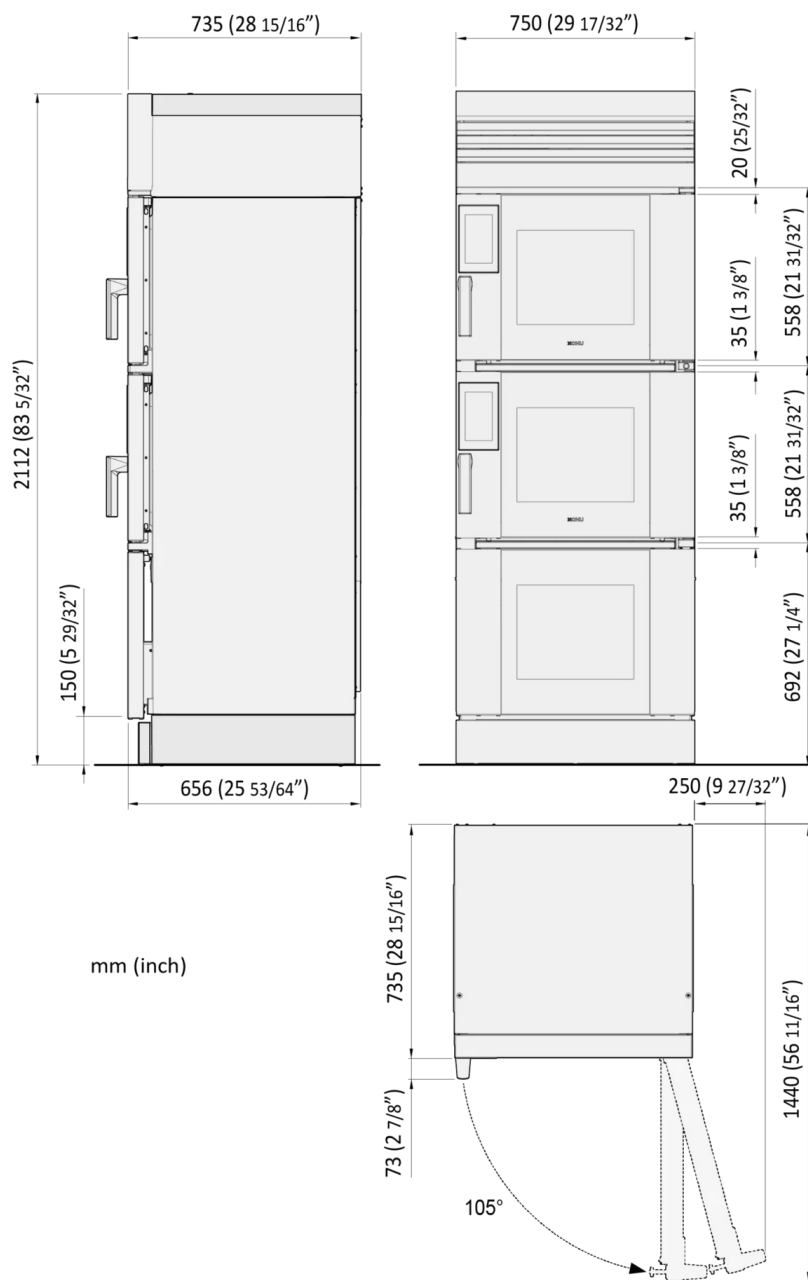


Option 3 - Freestanding installation with XUC511 kit

For further information, we invite you to consult the installation manual available on the Unox Casa website at the link below.

[> Installation manual](#)

Option 3 - Freestanding installation with XUC511 kit



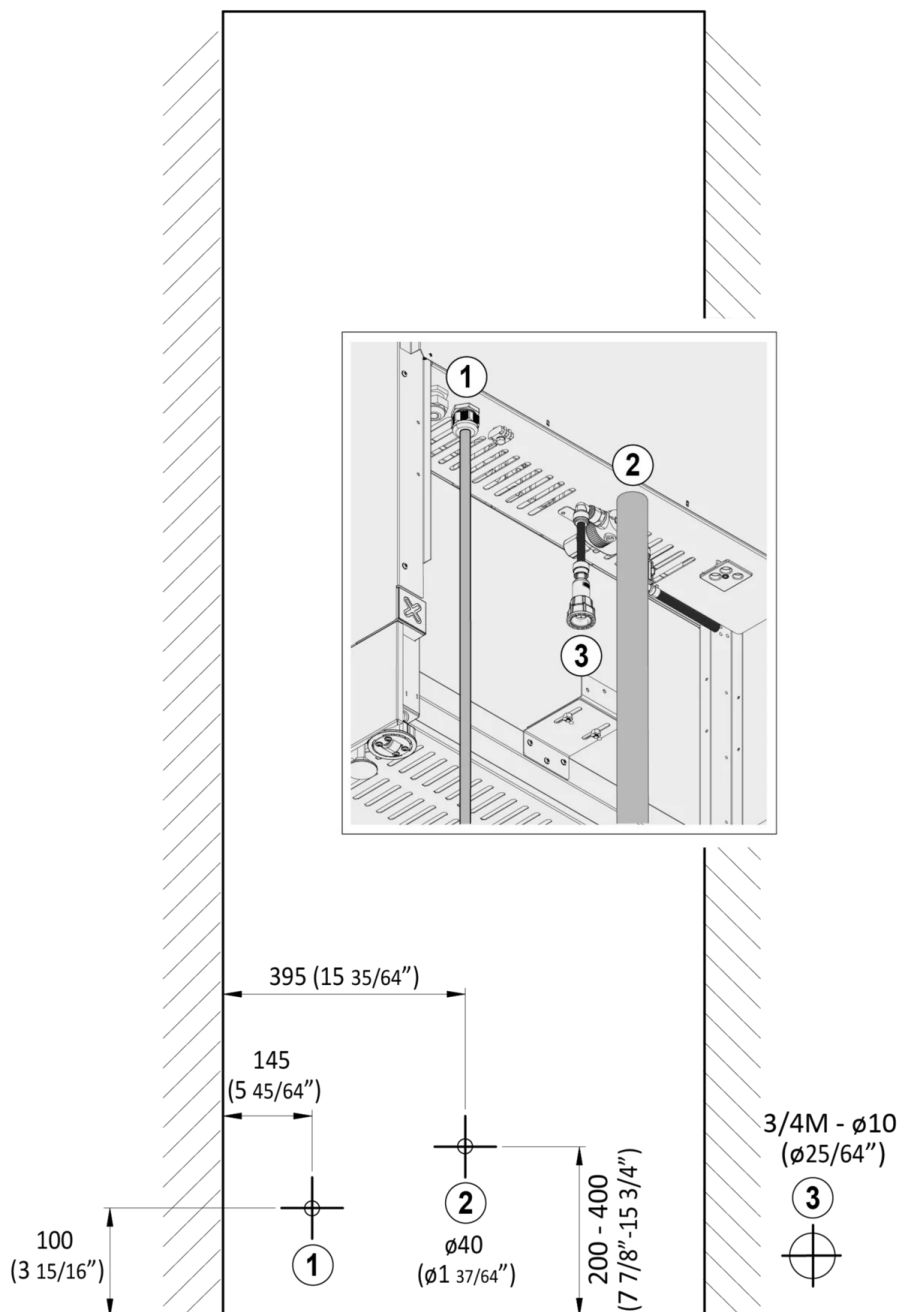
Dimensions and weight

Width	29 - "17/32"	750 mm
Depth	28 - "15/16"	735 mm
Height	83 - "5/32"	2112 mm
Net weight	507 lbs	230 kg
Tray pitch	3 - "5/32"	80 mm

Notes

To fully open the door (105°), necessary to insert/extract the trays, leave a space of 250 mm (9" 53/64 inch) starting from the side of the oven.

Connection positions

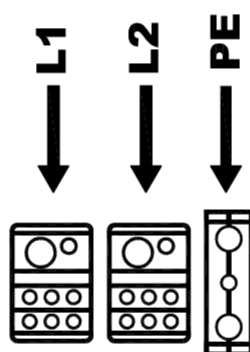


Connection positions

- 1 32A electrical outlet, absorption 10kW-400V 3PH+N+PE
- 2 40mm liquids drain pipe
- 3 3/4 tap for column water supply

Power supply - Connection diagram

208-240V ~ 2PH + PE 60Hz



USE ONLY COPPER WIRE

Electrical power supply

OPTION A

Voltage	240 V
Phase	~2PH+PE
Frequency	60 Hz
Total power	10,2 kW
Max Amp draw	42,5 A
Required breaker size	50 A
Power cable requirements*	3 x AWG 8
Plug Cable	No plug No cable

OPTION B

Voltage	208V
Phase	~2PH+PE
Frequency	60 Hz
Total power	7,9 kW
Max Amp draw	38 A
Required breaker size	45 A
Power cable requirements*	3 x AWG 8
Plug Cable	No plug No cable

*Recommended size - observe local ordinance.

Hood technical specifications

Airflow capacity	Speed 1 - 340 m3/h Speed 2 - 530 m3/h
Emitted decibels	Filtering speed 1 - 47 dBA Filtering speed 2 - 63 dBA Extracting speed 1 - 45 dBA Extracting speed 2 - 57 dBA

Water Supply

USING A WATER SUPPLY THAT DOES NOT MEET UNOX'S MINIMUM WATER QUALITY STANDARDS WILL VOID ANY WARRANTY.

It is the responsibility of the purchaser to ensure that the incoming water supply is compliant with the listed specifications through adequate treatment measures. One water tap per oven is required.

Drinking water inlet: 3/4" NPT, line pressure:

Line pressure: 1.5 to 6 Bar; 22 to 87 psi (2 Bar; 29 psi recommended)

Inflow water specifications

Free chlorine	≤ 0.5 ppm
Chloramine	≤ 0.1 ppm
pH	7 - 8.5
Electrical conductivity	≤ 1000 µS/cm
Total hardness	≤ 30° dH

Steam circuit: inflow water specifications

Chlorides	≤ 120 ppm
Total hardness	≤ 8 °dH*

*This value refers to daily steam cooking of 1-2 hours. In any case, if with a total hardness ≤ 8°dH there is still production of limescale, it is mandatory to treat the water in order to avoid limescale production. Unox recommends water treatment systems based on ion exchange resins. Water treatment systems based on polyphosphate are not allowed.

Installation requirements

Installations must comply with all local electrical systems, particularly as for minimum wire gauge required for field connection, hydraulic and ventilation supply.